

Henry & Hetty Vacuum Cleaner Maintenance Sheet







370 mm

9 Litre

340 mm


ASSEMBLY



ON/OFF POWER INDICATOR



USING YOUR MACHINE



Each Henry/Hetty comes with Comprehensive Accessory Kit



Model	Motor	Power	Suction H ² O	Kit	Drum Capacity	Cleaning Range	Weight	Dimensions WxLxH
HVR200 HET200	620W	230V AC 50/60Hz	2300mm	AS1	9L	26.4m	8.4 Kg	340 x 360 x 370 mm
ENERGY EFFICIENCY			CLEANING PERFORMANCE			Dust Re-emissions	Sound Power Level (BS 5415)	
Class A-G	KWh/annum	Carpet A-G	Hard Floor A-G					
A	25.2	C	C		C	49dBa		

CLEANING



WAND DOCKING

